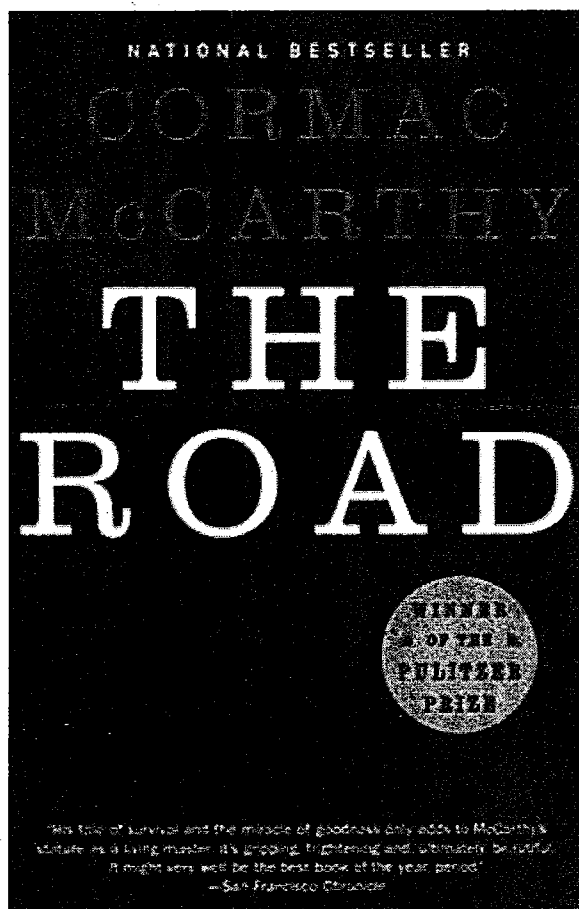


Literature Circle

The Road



Title: _____

Group Members: _____

Read assignments pages/chapters and dates

#1 p. 33
8/29

#2 9/3 p. 66

#3 9/6 99

#4 9/10

#5 9/13

#6 9/17

#7 9/20

#8 9/24

#9 9/27



Literature Circle Golden Rules

Groups are formed based on the selection of books.

Each group reads a different book.

Groups meet regularly for consistent time periods.

Students rotate through the roles.

Students run their own discussions and remain on task.

Each student takes a turn within their group.

The teacher will facilitate and move among the groups.

Students use their notes to guide their discussions.

Everyone is a valued member.

Students act responsibly, do their reading selections, ask good questions, construct meaning and be respectful while group members are sharing.

Discussion Director-Literature Circles

Name: _____ Book: _____
Date: _____ Assignment: _____

Discussion Director: Your job is to write a list of questions that your group might want to discuss about this part of the book. The best questions will come from your own thoughts, feelings, and ideas about this section of the book. You also need to write your own answers to these questions.

Questions:

1. _____

2. _____

3. _____

4. _____

5. _____

Sample Questions:

What was going through your mind when you read this?

How did you feel when...?

Can someone summarize this section?

Did anything surprise you about this section of the book?

Predict something about the next section of the book.

Discussion Director-Literature Circles

Name: _____ Book: _____
Date: _____ Assignment: _____

Discussion Director: Your job is to write a list of questions that your group might want to discuss about this part of the book. The best questions will come from your own thoughts, feelings, and ideas about this section of the book. You also need to write your own answers to these questions.

Questions:

1. _____

2. _____

3. _____

4. _____

5. _____

Sample Questions:

- What was going through your mind when you read this?
- How did you feel when...?
- Can someone summarize this section?
- Did anything surprise you about this section of the book?
- Predict something about the next section of the book.



Literature Circles

Name _____

Book Title _____

Pages: _____

Illustrator: Your role is to make an illustration of a specific time in the reading selection. Your illustration can be a scene, poster or comic strip.



Literature Circles

Name _____

Book Title _____

Pages: _____

Illustrator: Your role is to make an illustration of a specific time in the reading selection. Your illustration can be a scene, poster or comic strip.



Literature Circles

Name _____

Assessment

4—always 3—usually 2—sometimes 1—rarely

- _____ I am prepared for each session of the literature circle.
- _____ I participate in discussions and take turns.
- _____ I listen attentively.
- _____ I see clarification when needed from group members.
- _____ I respond to group members with appropriate input.

- _____ I make predictions as I read.
- _____ I use information from the text and from my own background knowledge to make sense of the reading.
- _____ I make connections between the text and real world
- _____ I understand key information from the selection.
- _____ I learn new words when reading and use appropriate strategies to determine their meaning.
- _____ I ask myself questions about the text selections I read.
- _____ Asking yourself (or the text) questions
- _____ I know the difference between fact and opinion.
- _____ I can visualize many parts of what I read.





- _____ I support my thoughts and ideas with information from myself, information from the reading and information from other reading I've done.
- _____ I add supporting details in both writing and discussion.
- _____ I add detail to my writing with descriptive language.
- _____ Using sketches and illustrations to spark or extend ideas.

Where can I improve and why? _____

BODY BIO: Character from short story / novel / biography

Directions: You can work with a partner or alone. Use a piece of poster paper to outline or draw freehand a body, or use the sample below. Afterwards trace with a dark marker. You can add details related to facial features and clothing. Next, write your response to each question and find a quote from the text to support each response. Shade with color pencils or markers. Hang these around the room to preview a book.

1. **HEAD- Intellectual:** What does this character think about or figure out?
2. **MOUTH- Communication:** What important idea does he/she share with others or what argument does he/she present?
3. **EARS- Hearing:** What does he/she hear someone saying to her/him? How is the character affected by someone else's words?
4. **HANDS- Practicality:** What conflict does he/she deal with? In what ways does this person deal with this problem or struggle in his/her life?
5. **HEART- Emotions:** What/who does he/she love or hate?
6. **TORSO- Instincts:** What does he/she fear? How does he/she protect himself/herself emotionally?
7. **LEGS- Physicality:** What physical activity does the person engage to cope with the conflict in the story/book?
8. Draw a **SYMBOL** that represents this character.
9. Find 2 **FIGURES OF SPEECH**. Write and tell what type each is.
10. Draw 3 squares at the bottom of the body. Color each box to represent different **TONE SHIFTS** in the story. Tone can be angry, confused, joyful, bitter, etc. Describe the event that produces each tone/mood.
11. Draw an image to represent the **THEME** of the piece. Explain your image.
12. Illustrate the main **SETTING** in the space remaining.



Literary Luminary-Literature Circles

Name: _____ Date: _____

Novel: _____ Chapters: _____

As the luminary it is your job to bring light to a paragraph or excerpt from the text which stuck in your mind or affected you. **Write two excerpts and explain why or how these quotes touched you as well as how they play into the theme of the overall novel.**

Then ask your group to pick two sections they remember from the reading. Why do they remember these? How do they contribute to the books theme?

1. _____

2. _____

Travel Tracer-Literature Circles

Name: _____ Book: _____

Date: _____ Assignment: _____

Travel Tracer: In a book where characters move around a lot and the scenes change frequently, it is important for everyone in your group to know where things are happening and how the setting may have changed. Even if the scenery doesn't change much, the setting is still a very important part of the story. Your job is to track where the action takes place. Describe each setting in detail, either in words or with a picture map that you can show and discuss with your group. Be sure to give the page numbers.

Where the action begins:

Where the key events happened:

Where the events ended:
